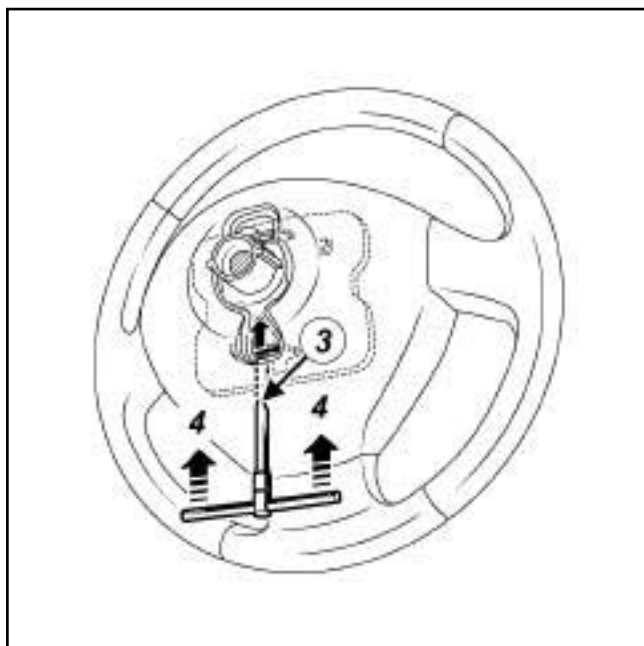


AIR BAG AND PRETENSIONERS

Driver's frontal airbag: Removal - Refitting

88C

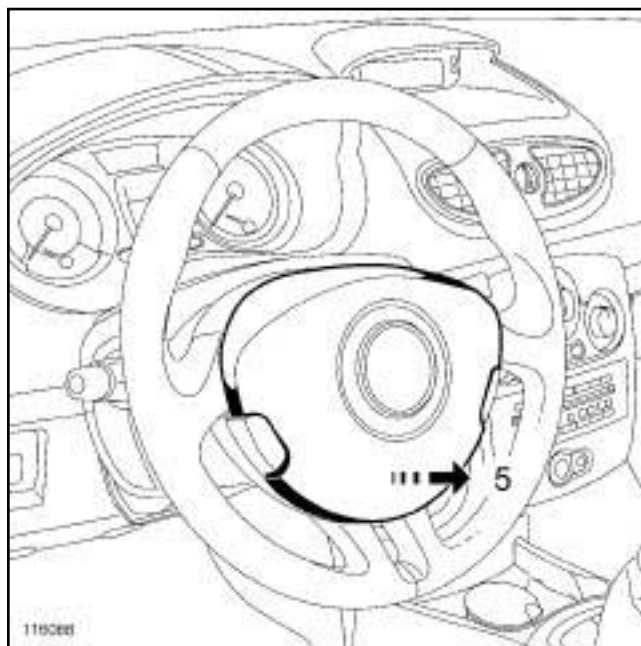


107755

- ❑ Insert a T-bar with an extension **8 mm** in diameter (e.g.: junior ratchet set, cylindrical tip) into the hole (3) located behind the steering wheel (the seal must be pierced the first time it is removed).

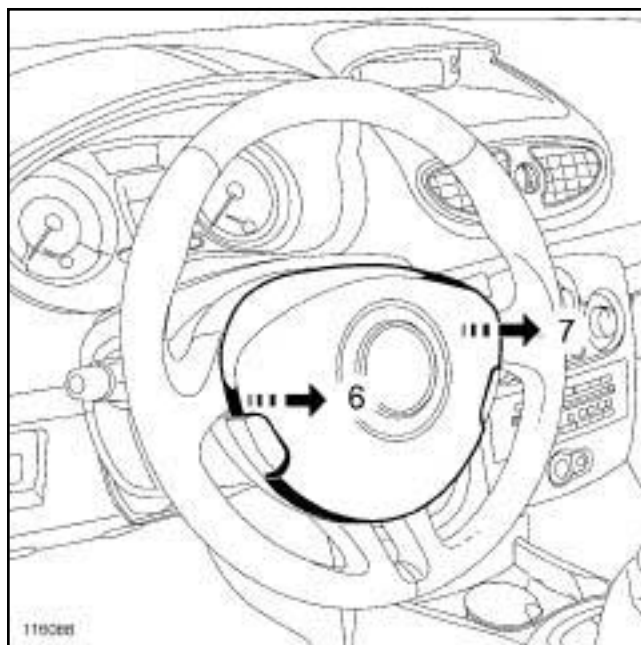
WARNING

To ensure the airbag is not damaged during removal, do not use a tool with a point or a sharp edge.



116066

- ❑ Apply pressure (4) on the clip using the T-bar with the extension, whilst slowly pulling the airbag module towards you (5) to unclip the lower section of the airbag.



116066

- ❑ Unclip the airbag module connector at (6) and (7) .